

GOVT. DEGREE COLLEGE POONCH

Students Satisfactory survey Report Session 2018-19

Guidelines for Students:

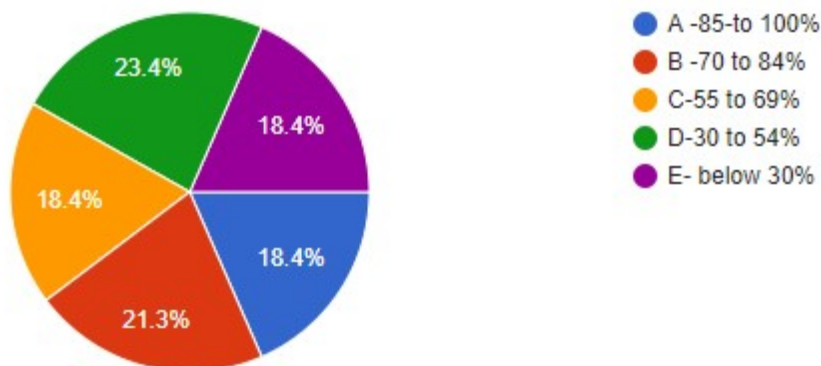
The students are an integral part of any academic institution. The overall development of the institute can be easily interpreted by taking feedback from students and stakeholders. Govt. Degree College Poonch is trying its best to deliver quality education and strives to reach towards excellence by taking continuous inputs from the stakeholders, especially from the students. In order to capture the experiences of students for the academic session 2018-19, a questionnaire has been circulated to students online through Google Form. A student will have to respond to all the questionnaires provided in the format with his /her sincere effort and thought. This survey is being conducted by the college with the sole purpose of attaining its goal to upgrade the quality in higher education.

Instructions to fill the questionnaire

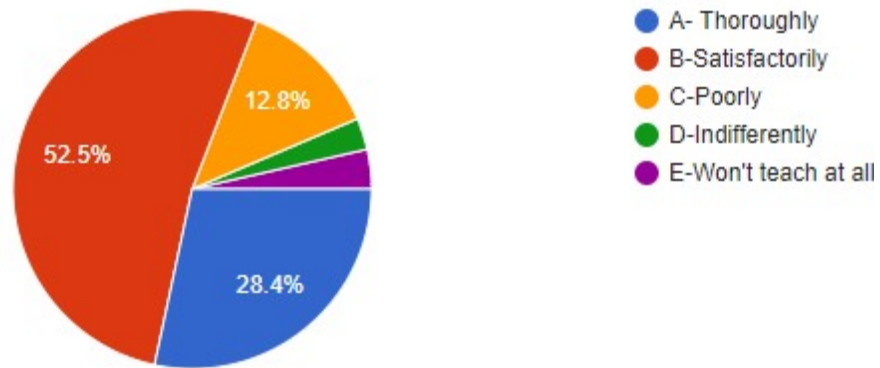
- a) All questions should be compulsorily attempted.
- b) Each question has five responses, choose the most appropriate one.
- c) The responses given by the students for the questionnaire provided to the students are given below.

Following responses have been received from the students through Google Form provided to them.

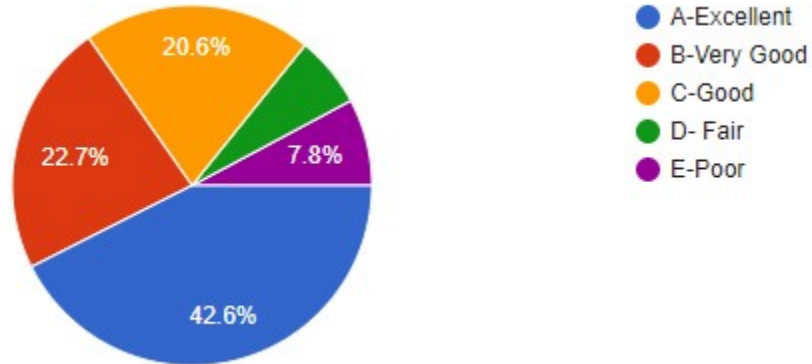
1. How much of the syllabus are covered in the class?



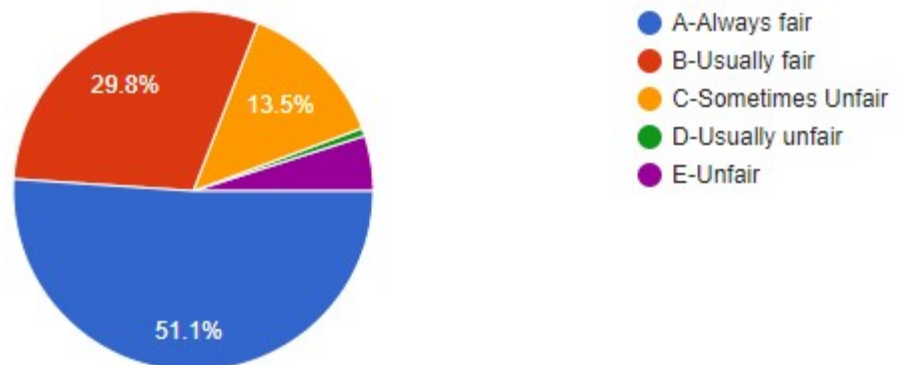
2. How well the Teachers prepare for the class?



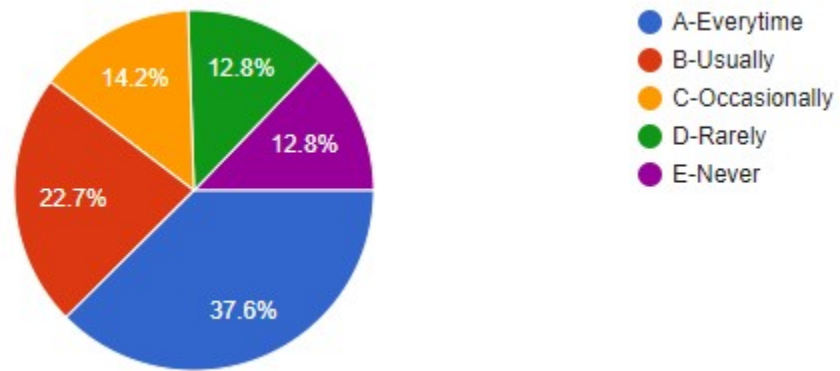
3. The Teacher's approach to teaching can best be described as



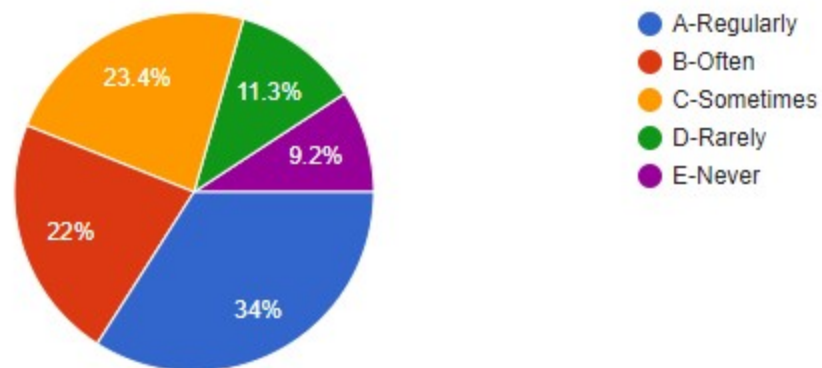
4. Fairness of the Internal Evaluation Process by the Teacher



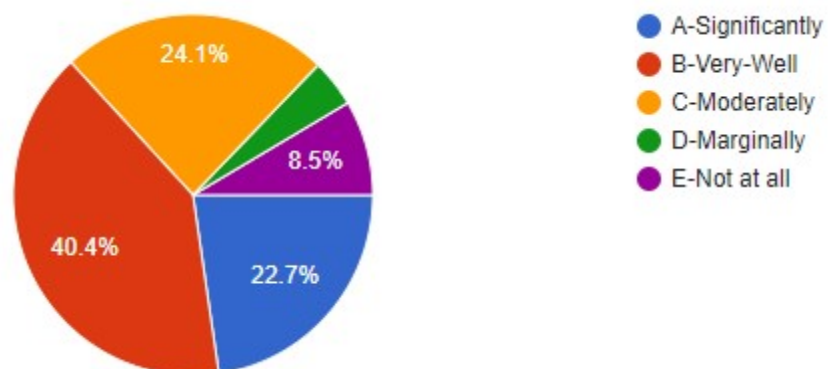
5. Was your performance discussed with you?



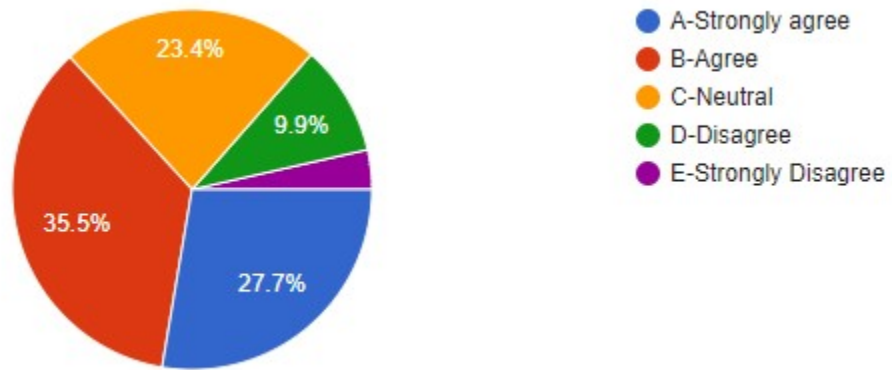
6. The Institute takes active interest in promoting internship, student exchange, and field visit opportunities for students?



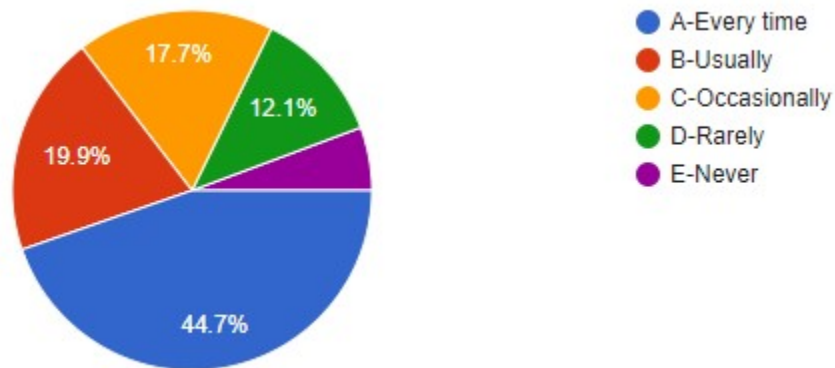
7. The Teaching & Mentoring process in your Institution facilitates you in cognitive, social and emotional growth.



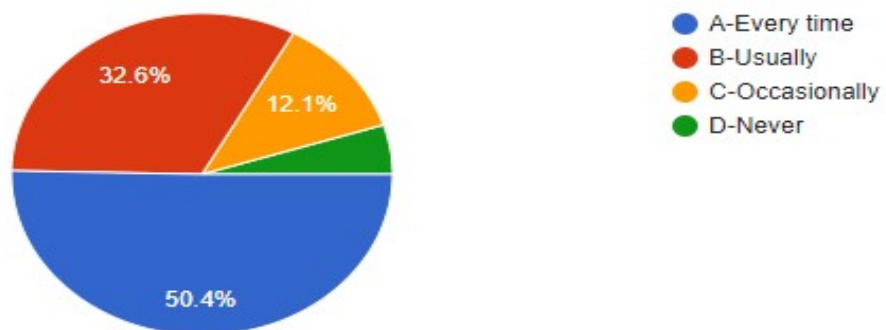
8. The Institution provides multiple opportunities to learn & grow



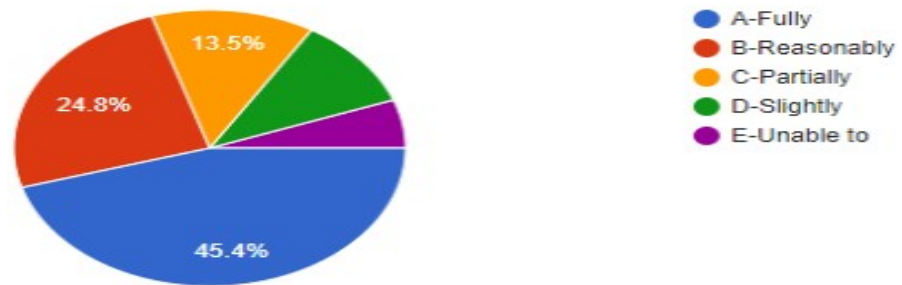
9. Teachers inform you about your expected competencies, course outcomes and programmed outcomes



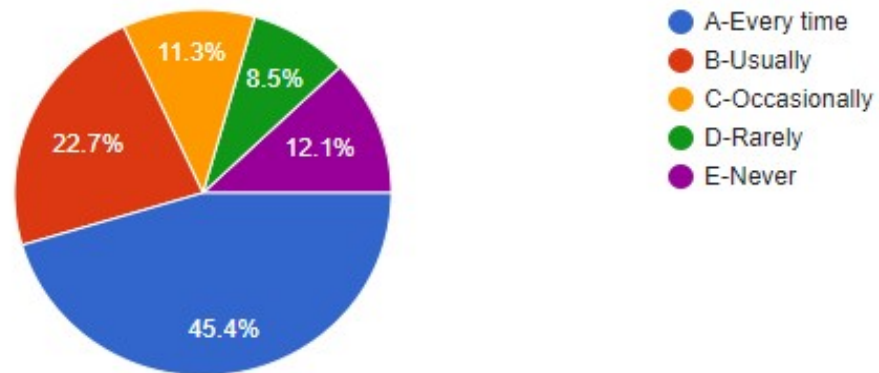
10. The Teachers illustrate the concepts through examples and applications



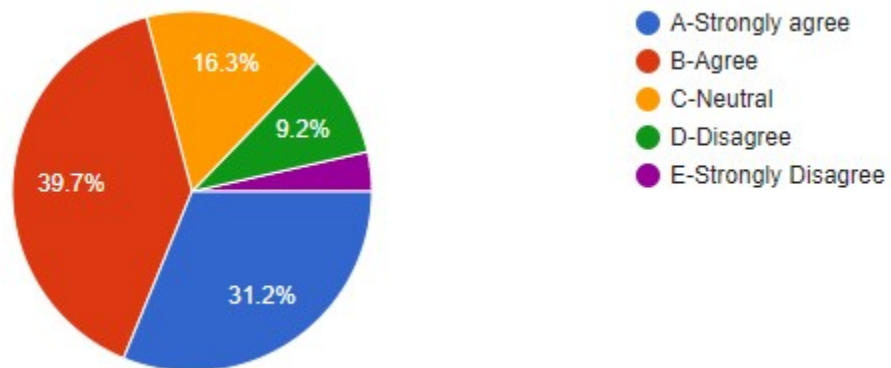
11. The Teacher identifies your strengths and encourages you with providing right level of challenges.



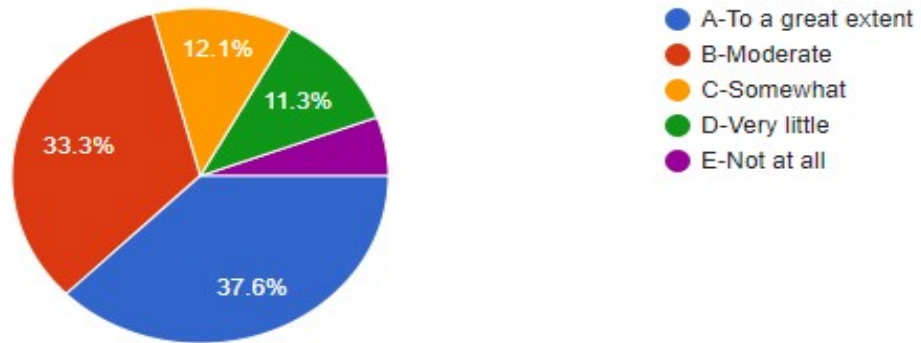
12. The Teacher identifies your weakness and helps you to overcome them



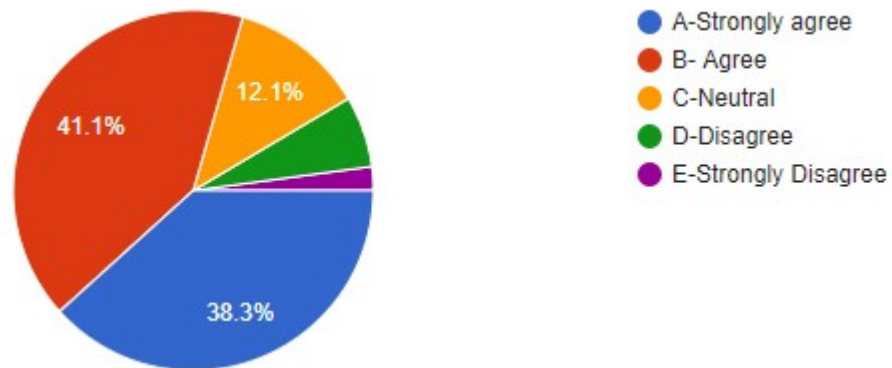
13. The Institution makes effort to engage students in the monitoring, review and continuous quality improvement of the teaching learning process.



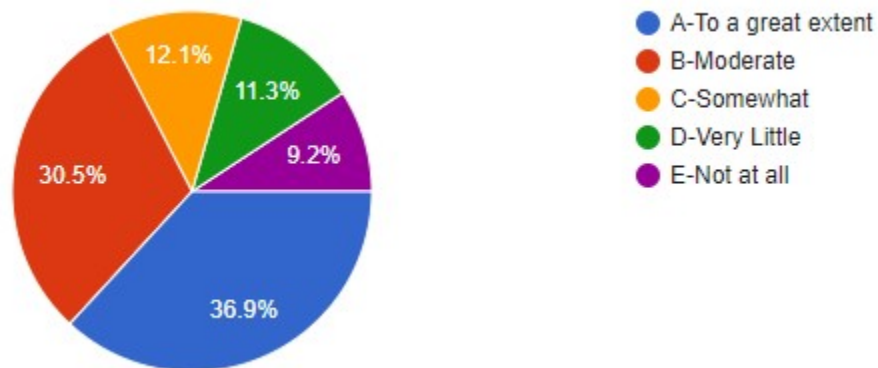
14. The Institute/ Teachers use student centric methods, i.e. Experimental learning, participative learning and problem solving methodologies for enhancing learning experiences.



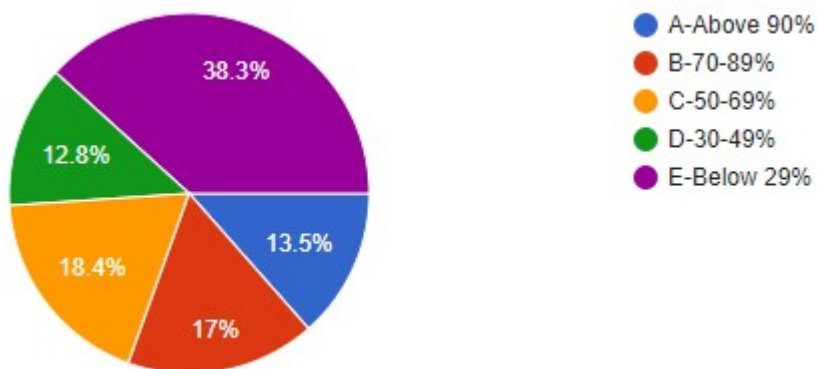
15. Teachers encourage you to participate in extracurricular activities.



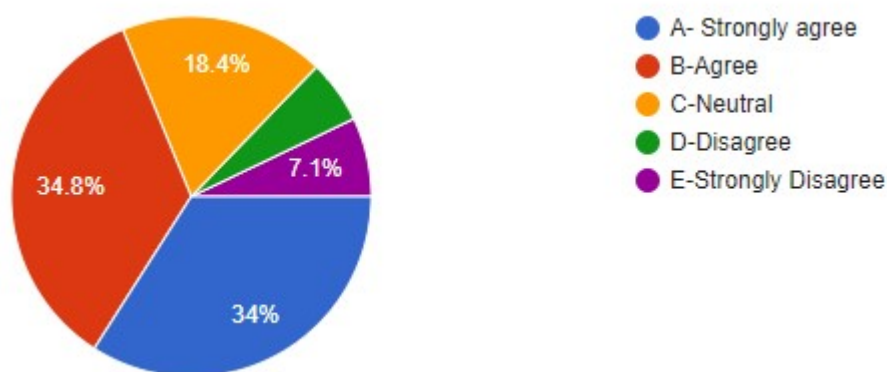
16. Efforts are made by the Institution/Teachers to inculcate soft skills, life skills and employability skills to make you ready for the world of work.



17. What percentage of teachers used ICT tools such as LCD, Projectors, Multimedia, etc. while teaching?



18. The overall quality of teaching learning process in your Institute is very good.



19. Give three observation/ suggestion to improve the overall teaching- learning experience in your institution.

For the overall development of the institution and to attain Excellency in teaching learning process, the students have suggested that the capacity of the IT facility to be increased with Wi-Fi facility to students and internet browsing center. Library should be upgraded with Latest technology and also number of good books and journal to be increased. They have also suggested that more emphasis should be given on skill development and hands on assignments, inclusion of seminars, workshops and field visits for Arts subjects to gain practical knowledge. They have also pointed out that the Laboratories should be

provided with sufficient infrastructure and good quality of equipments for getting better results in experiments. They have also projected that slow learners should be given extra contact meeting with teachers for clearance of doubts in the concerned subjects. Extracurricular activities should be organized at large scale.

1. Regarding the coverage of syllabus, 63.1 % of students have shown satisfaction with the coverage of syllabus more than 55%.
2. 52.5 % of students are satisfied with the teachers approach towards preparation of the class with the remark “satisfactorily” and 28.4% with remark ‘thoroughly’.
3. 51.1 % of students have appreciated teacher’s attitude towards teaching and fairness in Internal Evaluation.
4. 50.4% students have appreciated the teachers for illustrating the concepts with examples and application while teaching.
5. 34% of students have appreciated the teacher’s efforts regarding conduct of field trips/internships on regular basis.
6. Regarding the mentoring, 63.1% of students have appreciated the efforts put by the institute to improve the quality of teaching and learning process with the remark ‘very well’.
7. 35.5 % of students strongly agree regarding multiple opportunities provided by the institute for student’s growth and learning.
8. Regarding identifying student’s strength & weaknesses and encouragement, 45.4% of the students are fully agreed.
9. The Efforts made by the institute/ teachers to inculcate soft skills, life skills and employability skills to make you ready for the world of work are appreciated to great extent by 36.9 % of students.
10. Regarding the overall quality of teaching learning process, 34% of students satisfied with the remark “strongly agree” and 34.8% of students with the remark “agree”.